

Clausing **KT Series Bandsaws**

600Group

*KT1018W Step and KT1018VS
Variable Speed Horizontal Bandsaw*



Precision Manual Step Bandsaws
Precision Variable Speed Bandsaws

Clausing Kalamazoo 10" (254 mm) Wet Cutting Bandsaw

Features:

- 2 Hp (1.5kw) drive motor with magnetic starter and overload protection
- 4 step blade speeds
- Quick positioning 45° vise
- Cast iron bed
- Totally enclosed transmission
- Quick and simple speed change
- 1" (254mm) wide blade
- Blade cleaning brush
- Solid carbide blade guides with rollers
- Recirculating coolant system with application through both guides
- Stock stop
- Easily adjusted head feed
- Head control is hydraulic cylinder operated by needle valve
- Two (2) year limited warranty

Specifications:

Model	KT1018W
Type	Horizontal wet cut
Drive Motor	2 Hp (1.5 kw) 110v or 220v 1 Ph 230v or 460v 3 Ph
Blade Wheel Dia.	15.4" (391 mm) flanged, cast iron
Blade	1" x .035" x 11'-4.5" (27 x .9 x 3645 mm)
Bed Height	21.8" (555 mm)
Blade Speeds 4 Step	69, 184, 295, 394 fpm (21, 56, 90, 120 mpm)
90° Cutting Capacity	
Round	10" (254 mm)
Rectangular	18" x 6" or 16" x 10" (457 x 152 or 406 x 254 mm)
45° Cutting Capacity	
Round	8" (203 mm)
Rectangular	8" x 6" or 4" x 9" or 3" x 10" (203.2 x 152.4 or 101.6 x 228.6 or 76.2 x 254 mm)
Floor Space	61" x 51" (1550 x 1300 mm)
Machine Dim. LxWxH	74.8" x 29.1" x 39.4" (1900 x 740 x 1000 mm)
Height (head-up)	60.4" (1535 mm)
Height (head-down)	39.4" (1000 mm)
Net Weight	836 lbs. (380 kg)
Shipping Weight	990 lbs. (450 kg)
Machine Dim. LxWxH	80.3" x 35.4" x 45.3" (2040 x 900 x 1150 mm)

Design and specifications are subject to change without notice.

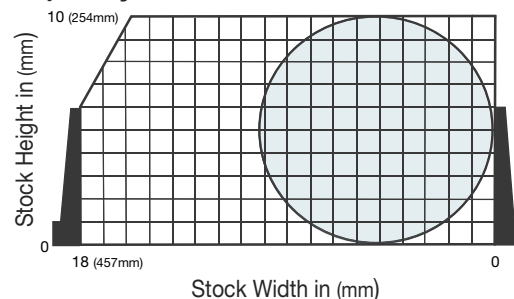


Accessories

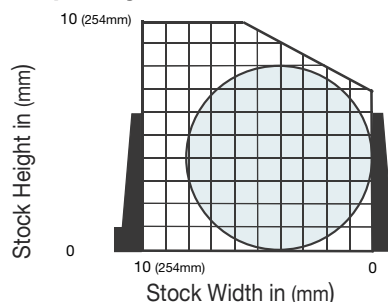
P10	Stock Stand Assembly 21" - 30"
RT0516	Roller Table Assembly 5' x 16"
RT1016	Roller Table Assembly 10' x 16"
BT01	Bandsaw Blade Tension Gauge

Cutting Capacities:

Capacity at 90°



Capacity at 45°



Clausing Kalamazoo 10" (254 mm) Variable Speed Bandsaw

Features:

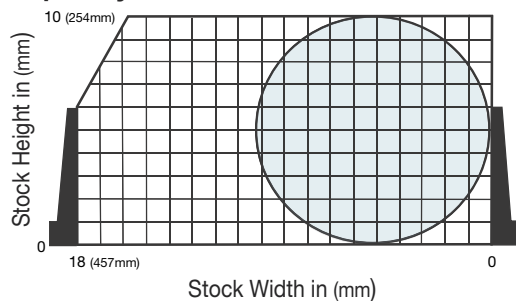
- 2 Hp (1.5kw) drive motor with magnetic starter and overload protection
- Infinity variable blade speeds
- Quick positioning 45° vise
- Cast iron bed
- Totally enclosed transmission
- Quick and simple speed change
- 1" (254mm) wide blade
- Blade cleaning brush
- Solid carbide blade guides with rollers
- Recirculating coolant system with application through both guides
- Stock stop
- Easily adjusted head feed
- Head control is hydraulic cylinder operated by needle valve
- Two (2) year limited warranty

Accessories

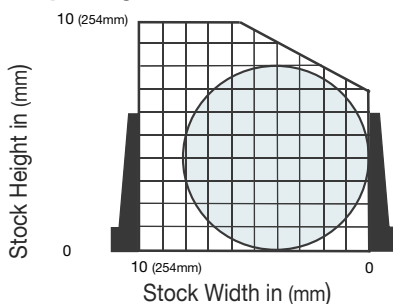
- P10 Stock Stand Assembly 21" - 30"
 RT0516 Roller Table Assembly 5' x 16"
 RT1016 Roller Table Assembly 10' x 16"
 BT01 Bandsaw Blade Tension Gauge

Cutting Capacities:

Capacity at 90°



Capacity at 45°



Speed control on variable speed model KT1018VS

Specifications:

Model	KT1018VS
Type	Horizontal wet cut
Drive Motor	2 Hp (1.5 kw) 110v or 220v 1 Ph 230v or 460v 3 Ph
Blade Wheel Dia.	15.4" (391 mm) flanged, cast iron
Blade	1" x .035" x 11'-4.5" (27 x .9 x 3475 mm)
Bed Height	21.8" (555 mm)
Blade Speeds VS	69 - 321 fpm (21-98 mpm)
90° Cutting Capacity	
Round	10" (254 mm)
Rectangular	18" x 6" or 16" x 10" (457 x 152 or 406 x 254 mm)
45° Cutting Capacity	
Round	8" (203 mm)
Rectangular	8" x 6" or 4" x 9" or 3" x 10" (203.2 x 152.4 or 101.6 x 228.6 or 76.2 x 254 mm)
Floor Space	61" x 51" (1550 x 1300 mm)
Machine Dim. LxWxH	74.8" x 29.1" x 39.4" (1900 x 740 x 1000 mm)
Height (head-up)	60.4" (1535 mm)
Height (head-down)	39.4" (1000 mm)
Net Weight	836 lbs. (380 kg)
Shipping Weight	990 lbs. (450 kg)
Machine Dim. LxWxH	80.3" x 35.4" x 45.3" (2040 x 900 x 1150 mm)

Design and specifications are subject to change without notice.